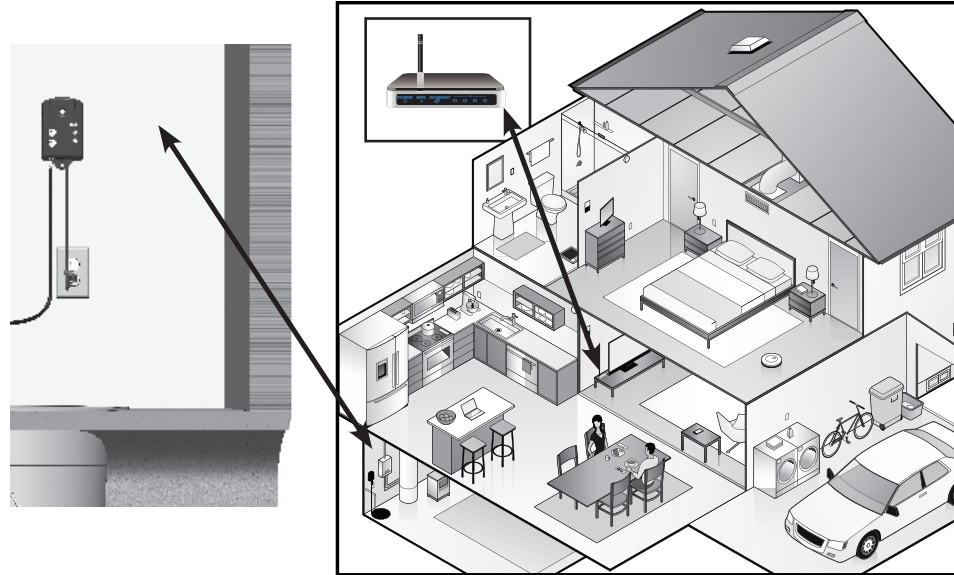


JET WiFi Messenger Alarm

Installation Instructions



Details

The JET WiFi Messenger system monitors and reports any residential alarm condition (contact closure), including sump high water level (float switch), or under/over temperature alarms. When the contact closes, the alarm notifies the user locally (audible and visual alarm) and remotely via SMS text messages and/or emails over a WiFi or Ethernet network to a smart phone, tablet or computer.

The horn can be silenced when the alarm is active, but the alarm light remains on until the condition is cleared. Once the condition is cleared, the alarm will automatically reset.

No cellular connection needed (no monthly fees), but it is necessary for the home owner to have a reliable WiFi network and connection to the internet for this alarm to send remote notifications. Text message notifications can be sent to a cell phone with an active SMS service.

Limited Warranty

JET, INC.® warrants to the original consumer that this product shall be free of manufacturing defects for five years after the date of consumer purchase. During that time period and subject to the conditions set forth below, JET, INC.® will repair or replace, for the original consumer, any component which proves to be defective due to defective materials or workmanship of JET, INC.®.

ELECTRICAL WIRING AND SERVICE OF THIS PRODUCT MUST BE PERFORMED BY A LICENSED ELECTRICIAN.

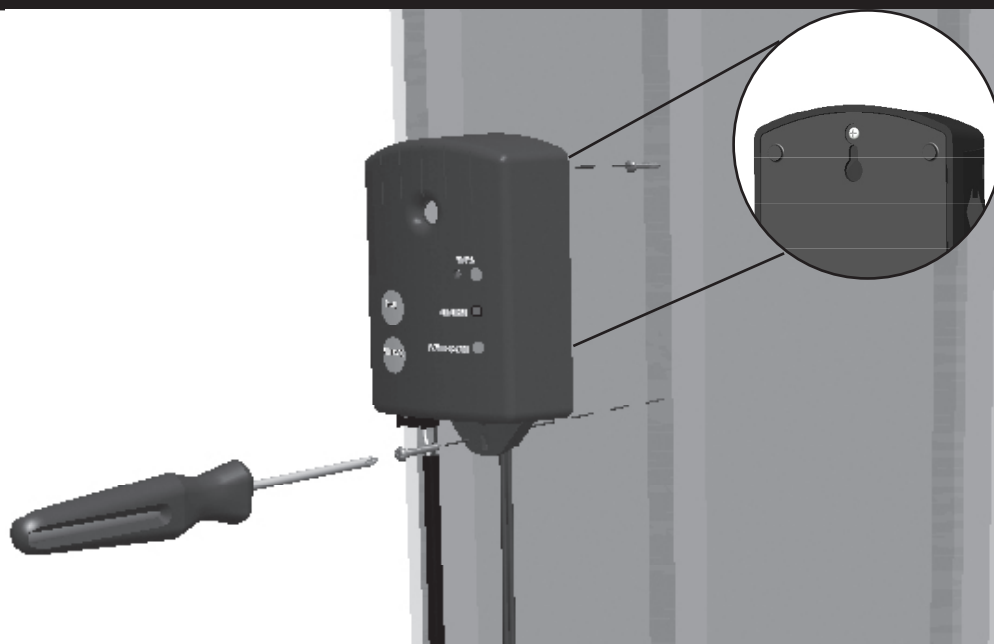
THIS WARRANTY DOES NOT APPLY: (A) to damage due to lightning or conditions beyond the control of JET, INC.®; (B) to defects or malfunctions resulting from failure to properly install, operate or maintain the unit in accordance with printed instructions provided; (C) to failures resulting from abuse, misuse, accident, or negligence; (D) to units which are not installed in accordance with applicable local codes, ordinances, or accepted trade practices, and (E) to units repaired and/or modified without prior authorization from JET, INC.®.

Some states do not allow limitations on how long an implied warranty lasts, so the above limitation may not apply to you. Some states do not allow the exclusion or limitation of incidental or consequential damages, so the above limitation or exclusion may not apply to you. This warranty gives you specific legal rights, and you may also have other rights which vary from state to state.

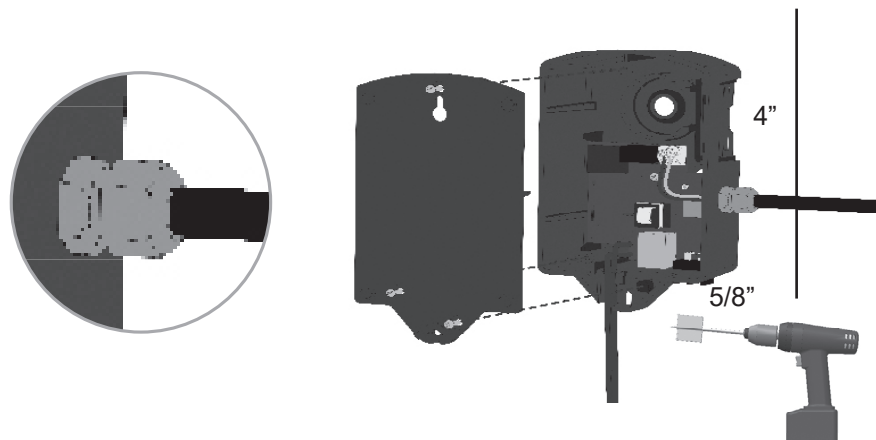
TO OBTAIN WARRANTY SERVICE: The consumer shall assume all responsibility and expense for removal, reinstallation, and freight. Any item to be repaired or replaced under this warranty must be returned to JET, INC.®, or such place as designated by SJE-RHOMBUS®.

ANY IMPLIED WARRANTIES OF MERCHANTABILITY OR FITNESS ARE LIMITED TO THE DURATION OF THIS WRITTEN WARRANTY. JET, INC.® SHALL NOT, IN ANY MANNER, BE LIABLE FOR ANY INCIDENTAL OR CONSEQUENTIAL DAMAGES AS A RESULT OF A BREACH OF THIS WRITTEN WARRANTY OR ANY IMPLIED WARRANTY.

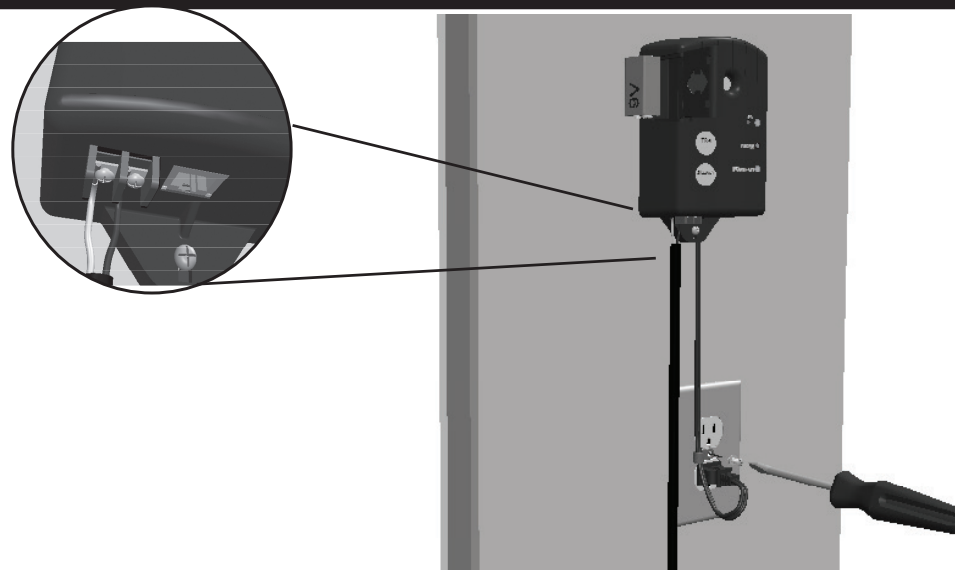
1 Mount using the keyhole on the back of the unit.



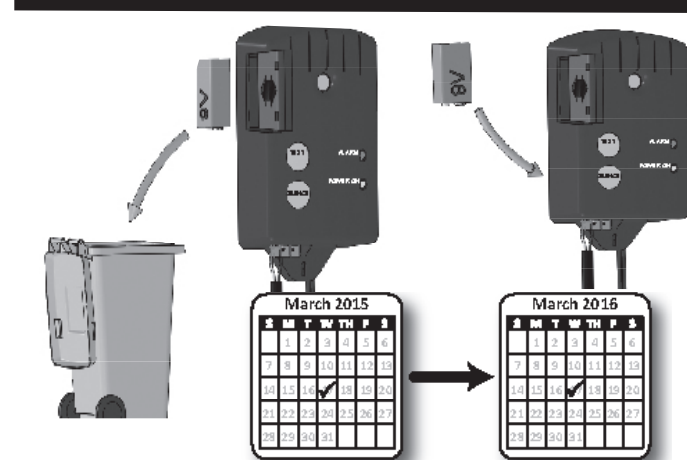
2 If Auxiliary Contacts will be used, remove back, determine location, and drill hole in enclosure for connector and wiring.



3 Connect to WiFi contacts in the system control panel, install battery and secure power cord to wall outlet.



4 Replace battery every 12 months and after an AC power failure.



5 Test alarm weekly to insure proper operation.



Electrical Warnings

Failure to follow these precautions could result in serious injury or death. Replace the float switch immediately if cable becomes damaged or severed. Keep these instructions with warranty after installation. This product must be installed in accordance with National Electric Code, ANSI/NFPA 70 so as to prevent moisture from entering or accumulating within boxes, conduit bodies, fittings, float housing, or cable.

WARNING ELECTRICAL SHOCK HAZARD Disconnect power before installing or servicing this product. A qualified service person must install and service this product according to applicable electrical and plumbing codes.	WARNING EXPLOSION OR FIRE HAZARD Do not use this product with flammable liquids. Do not install in hazardous locations as defined by National Electrical Code, ANSI/NFPA 70.
---	--

Items Needed

Included with alarm	Not included

Specifications

Primary Power: Alimentación primaria: Alimentation primaire :	120 VAC, 60 Hz
Auxiliary Contacts: Contactos auxiliares: Contacts auxiliaires :	120 VAC, 0.5 amps
Battery / Bateria / Batterie:	9 VDC, Alkaline Alcalina/Alcalin
Enclosure / Caja / Boîtier:	Type 1/Tipo 1/Type 1 indoor/interior/intérieur